

# Meet Michael Butterman!



Michael Butterman has held the position of Principal Conductor for Education and Outreach (the Louise and Henry Epstein Family Chair) since the 2000-2001 season. He conducts all of the concerts for young people, leads many other programs in the orchestra's season, and represents the organization in the community. Mr. Butterman is also the Associate Conductor of the Jacksonville Symphony Orchestra in Florida and has recently been named Music Director of the Shreveport Symphony Orchestra in Louisiana.

Mr. Butterman began studying music at the age of seven. He took piano lessons beginning in the second grade, and added violin the next year. He enjoyed music so much that he became a violinist in the Northern Virginia Youth Symphony, and practiced piano for hours each day. He eventually entered and won several piano competitions when he was in high school.

Although he loved music, he decided to concentrate on studies in chemistry when he was in college. He remained involved in music by playing piano for his school's choruses. One year, he was asked to conduct the choruses, and discovered how much he enjoyed working with other musicians to prepare concert programs. Mr. Butterman then decided to get some specialized training in conducting, and enrolled at Indiana University.

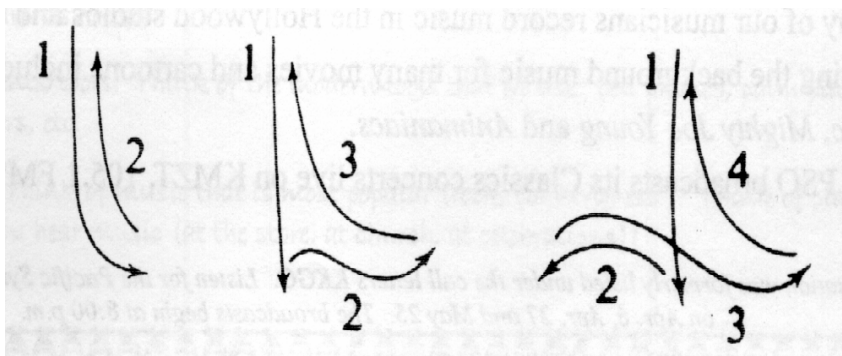
He was offered a teaching position at Louisiana State University and lived in Baton Rouge for five years. Today, he lives in Florida with his wife, Jennifer (who plays violin in the Jacksonville Symphony Orchestra) and daughter, Olivia.

---

## Learn to conduct!

A conductor has many different responsibilities. S/he plans the music that the audience will hear, learns the different parts that each musician plays and decides how to interpret what the composer has written. The conductor uses each of her/his hands differently. With the **right hand** s/he keeps the beat with a specific pattern (see below), with the **left hand**, s/he communicates the expressive qualities of the music.

**Practice these conducting patterns with music!**



4

Famous Conductors  
Leonard Bernstein  
Wilhelm Furtwängler  
Nikolaus Harnoncourt  
Herbert von Karajan  
Otto Klemperer  
Seiji Ozawa  
Simon Rattle  
Georg Solti  
Arturo Toscanini

# What is an Orchestra?

*"Orchestral music is one of the glories of the world."*  
Georg Solti (1912-1997)

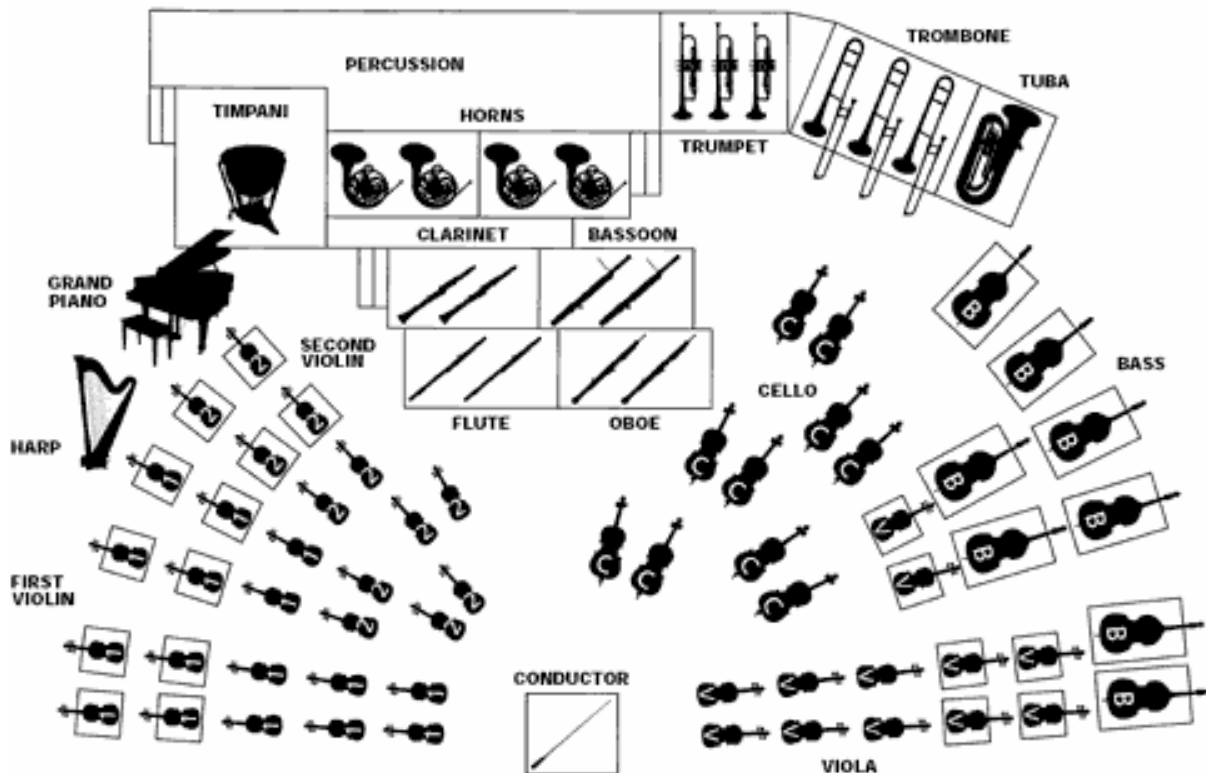
In ancient Greece the **orchestra** was the space between the auditorium and the proscenium (or stage), in which the chorus and the instrumentalists were seated. This is how the modern orchestra got its name.

In some theaters, like the Eastman Theatre, the **orchestra** is the area of seats directly in front of the stage (called "prima fila" or "platea"); the term more properly applies to the place in a theatre, or concert hall set apart for the musicians.

The modern symphony orchestra consists of around 20 different musical instruments. There are four main groups: **Strings** (violin, viola, cello, bass, and harp), **Woodwinds** (flute, oboe, clarinet, bassoon), **Brass** (trumpet, horn, trombone, and tuba), and **Percussion** (including the piano). Can you find all of them at the theater?

The word "philharmonic" means "love of music." Your orchestra is called the **Rochester Philharmonic Orchestra** because it is located in the city of Rochester, New York and the person who started it (**George Eastman**) loved music and recognized the value of having an orchestra in the community.

If you were to start up a neighborhood or classroom orchestra, what would you call it? Think of special characteristics that you could include in the name.



# Meet George Eastman!



*"The progress of the world depends almost entirely upon education."*

## 1854-1932

- He was the founder of the Eastman Kodak Company and a well-known philanthropist.
- He developed a plan to support the Eastman School of Music, the Eastman Theatre, and a professional symphony orchestra "For the Enrichment of Community Life."
- He loved music and often had live musicians playing in his home.

## History of the Theatre

- The Eastman Theatre opened in 1922 and was a gift from Mr. Eastman to the University of Rochester.
- The building cost \$6,650,000 and was originally used for both music and motion pictures.
- There are three levels to the theatre (Orchestra, Mezzanine, and the Balcony) which together hold over 3,000 seats.
- Kilbourn Hall is named for his mother Maria Kilbourn.
- The stage was renovated during the summer of 2004.

## Chandelier Trivia

- The beautiful chandelier is 14 feet wide and 18 feet tall, and weighs 2.5 tons.
- There are 20,000 individual pieces of crystal from Italy and the Czech Republic, as well as over 1,200 light bulbs and 300 strings of glass.
- The chandelier is lowered once every other year for cleaning and bulb replacement.
- In the 1950s some sections of the coffers fell into the unoccupied theatre, but otherwise the chandelier has never fallen.



📖 Link up to learn more about George Eastman and the Eastman Theatre!

### *George Eastman History*

- [http://www.eastman.org/2\\_aboutge/2\\_index.htm](http://www.eastman.org/2_aboutge/2_index.htm)
- <http://www.kodak.com/US/en/corp/aboutKodak/kodakHistory/eastman.shtml>

### *Eastman Theatre Renovations*

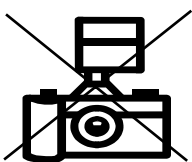
- <http://www.rochester.edu/eastman/theatre/>

# Concert Manners

Going to a concert may be a new experience for your students. The following guidelines will help them and those around them enjoy the concert more fully.

- ♪ Concert manners begin the moment your bus drives up to the Eastman Theatre. A volunteer will lead you from your bus to the Theatre. You will be asked to walk in a single-file line to your seating area. Please stay together. The Eastman Theatre is a big place!
- ♪ After you are shown to your seats, all teachers and students are asked to remain seated. When people are standing and talking in the aisles, it takes us much longer to get everyone seated.
- ♪ At this time, you'll notice the musicians warming up onstage. Just as an athlete warms up before a big game, the musicians have to, also. Watch them to see if they do anything you don't expect.
- ♪ Then the lights will go down and you'll know the concert is about to start. When the concertmaster walks onstage, clap enthusiastically! He will help the orchestra tune.
- ♪ After the concertmaster sits down, your conductor, Michael Buttermann, will walk onstage. Again, clap loudly for Maestro Buttermann and the musicians. Then get ready to listen!
- ♪ While the music is playing, listen and watch carefully. Think about things you learned from the lessons in this packet. Keep your hands to yourself and do your best to sit still.
- ♪ Sometimes Maestro Buttermann might ask the audience a question. This is your turn to add to the concert experience! Please answer him so he knows you are listening. When he turns to face the musicians, you should be silent and get ready to listen actively again.
- ♪ If a neighbor is talking, try to ignore them, or quietly get the attention of your teacher.
- ♪ After the orchestra plays the last piece, someone will walk onstage and give a few brief closing comments and begin dismissing you. When you leave to find your bus, please stay together in a single-file line.
- ♪ On your way back to school, talk to your friends about what you saw and heard. Tell them your favorite piece and ask them what their favorite piece was. Maybe your teacher can quiz you on instrumental families! You can write a letter to the RPO when you arrive back in your classroom. Be sure and tell your parents about the concert when you get home.

Please share this information with all adult chaperones!



**No audio or video  
recording and no photography  
(flash or otherwise)**

**No food or drink**  
(exceptions are made for  
diabetic students or teachers)

